

Features

- High Efficiency (Up to 91%)
- Active Power Factor Correction (0.99 Typical)
- Constant Voltage Output
- Lightning Protection
- All-Round Protection: OVP, SCP, OTP
- Waterproof (IP67)
- Meet UL1310 Class2
- Comply With UL8750 & EN61347 Safety Regulations



Description

The EUV-076SxxxSS(ST) series operate from a 90 ~ 305 Vac input range. They are designed to be highly efficient and highly reliable. Features include over voltage protection, short circuit protection and over temperature protection.

Models

Output Voltage	Input Voltage Range	Output Current Range	Max. Output Power	Typical Efficiency (1)	Power Factor		Model Number (2, 3)
					110Vac	220Vac	
12 V	90 ~ 305 Vac	0~5.00 A	60 W	87%	0.99	0.96	EUV-076S012SS(ST)(4)
24 V	90 ~ 305 Vac	0~3.17 A	76 W	88%	0.99	0.96	EUV-076S024SS(ST)(4)
36 V	90 ~ 305 Vac	0~2.11 A	76 W	89%	0.99	0.96	EUV-076S036SS(ST)(4)
42 V	90 ~ 305 Vac	0~1.81 A	76 W	89%	0.99	0.96	EUV-076S042SS(ST)(5)
48 V	90 ~ 305 Vac	0~1.58 A	76 W	90%	0.99	0.96	EUV-076S048SS(ST)(5)
54 V	90 ~ 305 Vac	0~1.41 A	76 W	91%	0.99	0.96	EUV-076S054SS(ST)(5)

- Notes:**
- (1) Measured at full load and 220 Vac input.
 - (2) The suffix 'SS' stands for AC 2pin input and 'ST' stands for AC 3pin input.
 - (3) A suffix -xxxx may be added to denote variations or modifications to the base product, where x can be any alphanumeric character or blank.
 - (4) Class 2 output (USR & CNR).
 - (5) Class 2 output (USR), Non-Class 2 output (CNR).

Input Specifications

Parameter	Min.	Typ.	Max.	Notes
Input Voltage	90 V	-	305 V	
Input Frequency	47 Hz	-	63 Hz	
Leakage Current	-	-	1 mA	At 277Vac 60Hz input
Input AC Current	-	-	0.9 A	Measured at full load and 100 Vac input.
	-	-	0.42 A	Measured at full load and 220 Vac input.
Inrush Current	-	-	60 A	At 230Vac input 25°C Cold Start

Specifications are subject to changes without notice.

Output Specifications

Parameter		Min.	Typ.	Max.	Notes
Output Voltage Tolerance		-5%	-	5%	
Ripple and Noise (pk-pk)		-	-	2% V _O	Measured by 20 MHz bandwidth oscilloscope and the output paralleled a 0.1 uF ceramic capacitor and a 10 uF electrolytic capacitor.
Line Regulation		-	-	1%	
Load Regulation		-	-	2%	
Turn-on Delay Time		-	0.5 s	0.8 s	Measured at 110Vac input.
		-	0.4 s	0.6 s	Measured at 220Vac input.
Output Overshoot / Undershoot		-	-	10%	When power on or off.
Load Dynamic Response	Output Deviation	-	-	5% V _O	R/S: 1 A/uS Load: 25% ~ 75% full load.
	Settling Time	-	-	10 mS	

Note: All specifications are typical at 25 °C unless otherwise stated.

Protection Functions

Parameter		Min.	Typ.	Max.	Notes
Over Voltage Protection	V _O = 12 V	-	18 V	22 V	Latch mode. The power supply shall return to normal operation only after the power is turn-on again.
	V _O = 24 V	-	35 V	40 V	
	V _O = 36 V	-	50 V	55 V	
	V _O = 42 V	-	58 V	63 V	
	V _O = 48 V	-	60 V	65 V	
	V _O = 54 V	-	65 V	70 V	
Over Temperature Protection		-	110 °C	-	Latch mode. The power supply shall return to normal operation only after the power is turn-on again.
Short Circuit Protection		No damage shall occur when any output operating in a short circuit condition. The power supply shall be self-recovery when the fault condition is removed.			

General Specifications

Parameter		Min.	Typ.	Max.	Notes
Efficiency	V _O = 12 V	83%	85%	-	Measured at full load, 110Vac input, 25°C ambient temperature, after the unit is thermally stabilized. It will be lower about 2%, if measured immediately after startup.
	V _O = 24 V	84%	86%	-	
	V _O = 36 V	85%	87%	-	
	V _O = 42 V	85%	87%	-	
	V _O = 48 V	86%	88%	-	
	V _O = 54 V	87%	89%	-	

Specifications are subject to changes without notice.

General Specifications (Continued)

Parameter	Min.	Typ.	Max.	Notes
Efficiency Vo = 12 V Vo = 24 V Vo = 36 V Vo = 42 V Vo = 48 V Vo = 54 V	85% 86% 87% 87% 88% 89%	87% 88% 89% 89% 90% 91%	- - - - - -	Measured at full load, 220Vac input, 25°C ambient temperature, after the unit is thermally stabilized. It will be lower about 2%, if measured immediately after startup.
MTBF	300,000 hours			Measured at 110Vac input, 80% load and 25°C ambient temperature (MIL-HDBK-217F)
Life Time	50,000 hours			Measured at 110Vac input, 80% load ; Case temperature=65°C @ Tc point. See the life vs. Tc curve for the details
Dimensions Inches (L x W x H) Millimeters (L x W x H)	5.91 x 2.66 x 1.44 150 x 67.5 x 36.5			
Net Weight	-	750 g	-	

Note: All specifications are typical at 25 °C unless otherwise stated.

Environmental Specifications

Parameter	Min.	Typ.	Max.	Notes
Operating Temperature	-35 °C	-	+70 °C	Humidity: 10% RH to 100% RH
Storage Temperature	-40 °C	-	+85 °C	Humidity: 5% RH to 100% RH

Safety & EMC Compliance

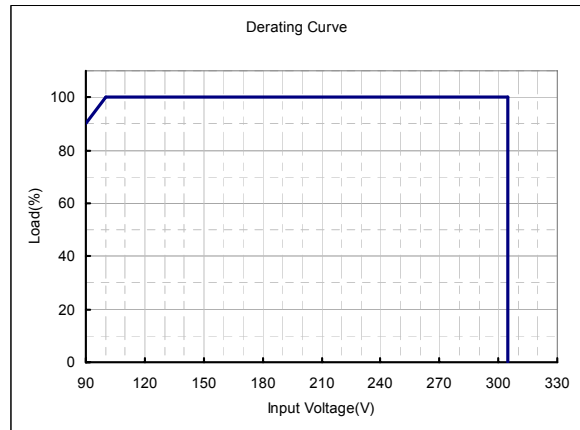
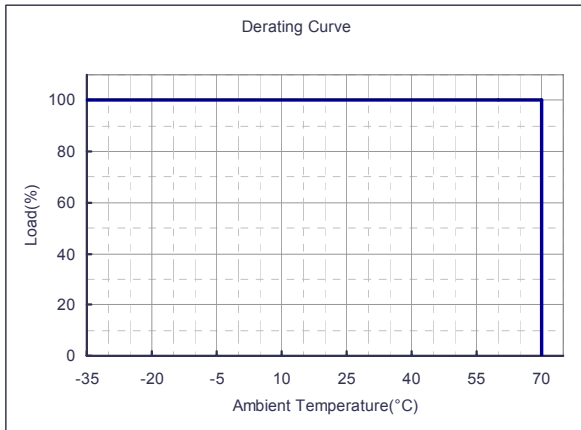
Safety Category	Standard
CUL	UL8750 Compliance to UL1310 Class2, UL1012 UL935, CAN/CSA-C22.2 No. 0, CSA-C22.2 No. 107.1, CSA-C22.2 No. 250.0
CE	EN61347-1, EN61347-2-13
EMI Standards	Notes
EN 55015	Conducted emission Test & Radiated emission Test
EN 61000-3-2	Harmonic current emissions: Class C
EN 61000-3-3	Voltage fluctuations & flicker
EMS Standards	Notes
EN 61000-4-2	Electrostatic Discharge (ESD): 8 kV air discharge, 4 kV contact discharge
EN 61000-4-3	Radio-Frequency Electromagnetic Field Susceptibility Test-RS
EN 61000-4-4	Electrical Fast Transient / Burst-EFT

Specifications are subject to changes without notice.

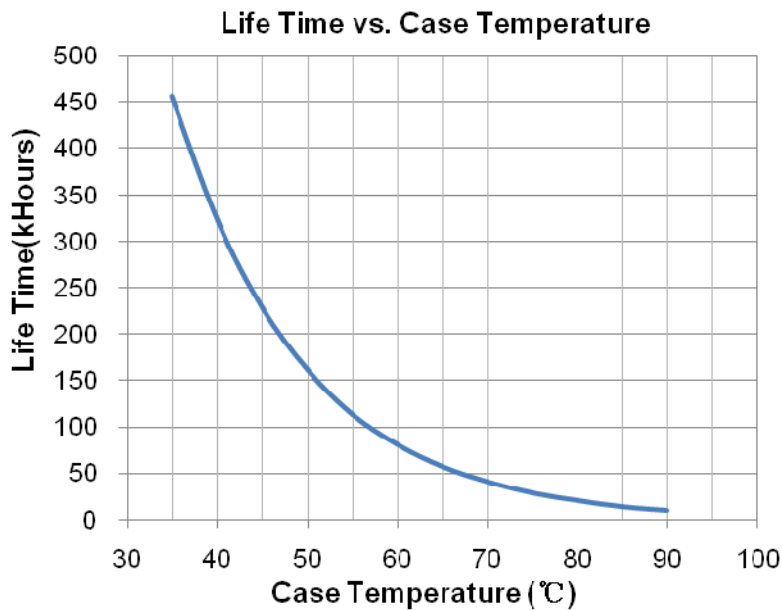
Safety & EMC Compliance (Continued)

EMS Standards	Notes
EN 61000-4-5	Surge Immunity Test: AC Power Line: line to line 4 kV, line to earth 6 kV
EN 61000-4-6	Conducted Radio Frequency Disturbances Test-CS
EN 61000-4-8	Power Frequency Magnetic Field Test
EN 61000-4-11	Voltage Dips
EN 61547	Electromagnetic Immunity Requirements Applies to Lighting Equipment

Derating Curve



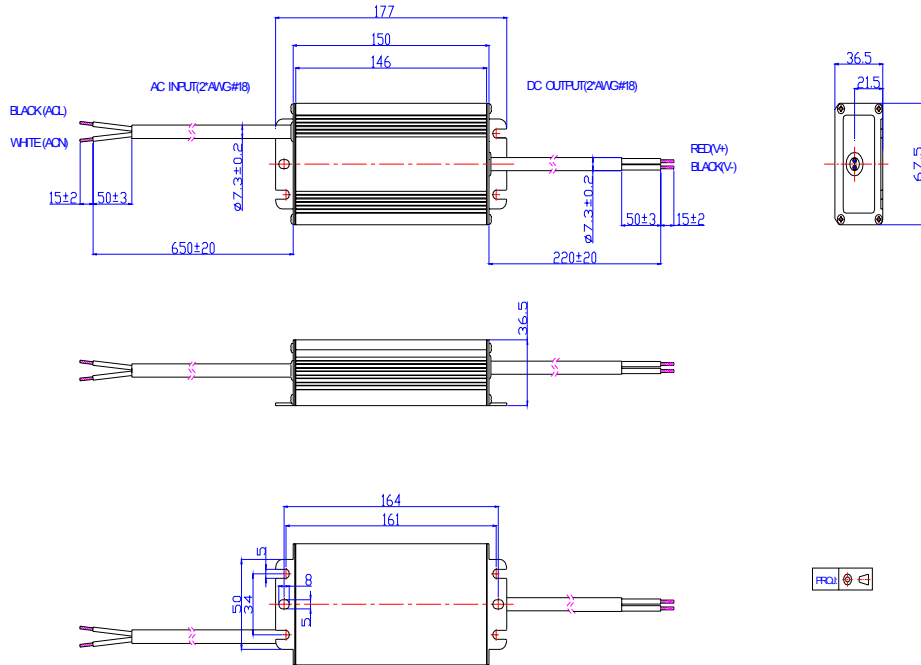
Life Time vs. Case Temperature Curve



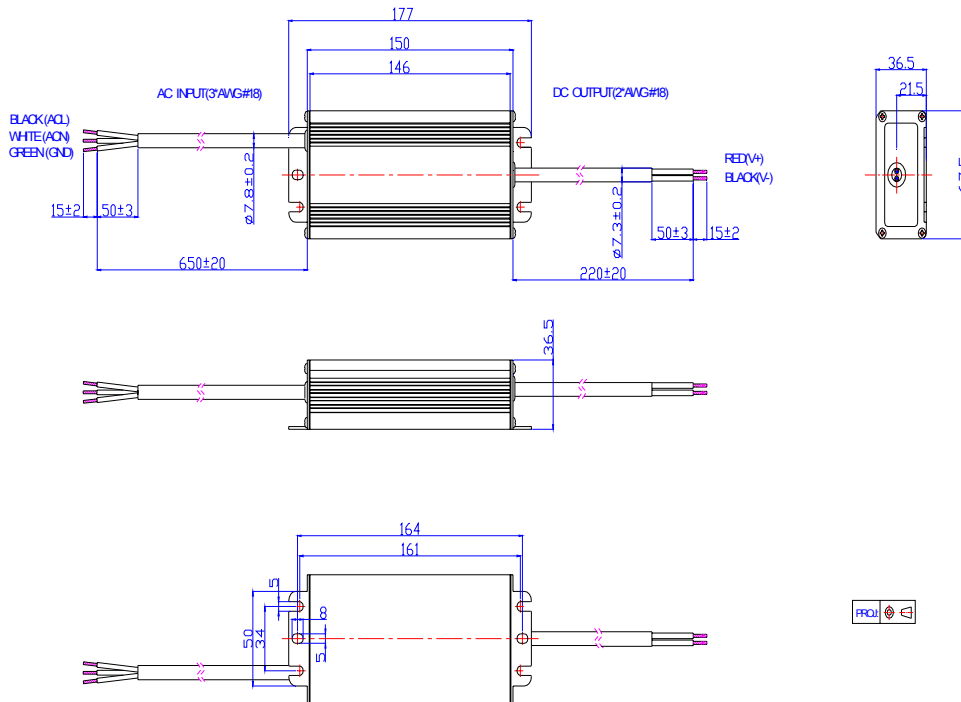
Specifications are subject to changes without notice.

Mechanical Outline

EUV-076SxxxSS



EUV-076SxxxST



RoHS Compliance

Our products comply with the European Directive 2002/95/EC, calling for the elimination of lead and other hazardous substances from electronic products.

Specifications are subject to changes without notice.

Revision History

Change Date	Rev.	Description of Change		
		Item	From	To
2009-09-15	V2.0	Change MTBF and Life Time		
2009-12-03	V3.0	Change turn on delay time		
2010-01-19	V3.1	Change the product photo and mechanical outline		
2010-03-03	A	Add notes of UL1310 Class 2 for all models. (4) (5)		
		Efficiency (110Vac)	Min. Typ.	Min. Typ.
		Vo = 12 V	84.5%, 86%	83%, 85%
		Vo = 24 V	85.5%, 87%	84%, 86%
		Vo = 36 V	86.5%, 88%	85%, 87%
		Vo = 42 V	86.5%, 88%	85%, 87%
		Vo = 48 V	87.5%, 89%	86%, 88%
		Vo = 54 V	87.5%, 89%	87%, 89%
		Efficiency (220Vac)	Min. Typ.	Min. Typ.
		Vo = 12 V	86.5%, 88%	85%, 87%
Vo = 24 V	87.5%, 89%	86%, 88%		
Vo = 36 V	88.5%, 90%	87%, 89%		
Vo = 42 V	88.5%, 90%	87%, 89%		
Vo = 48 V	89.5%, 91%	88%, 90%		
Vo = 54 V	89.5%, 91%	89%, 91%		
		Change PF of 12V (220Vac)	0.95	0.96
		Change MTBF	498,000 hours	450,000 hours
		Add Leakage Current in Input Specifications	/	/
		Add Derating Curve	/	/
		Modify the tin-plated wire length tolerance in Mechanical Outline	±0.5	±2
2012-06-19	B	Life Time vs. Case Temperature Curve	/	Added
		EN61000-4-5	line to line 2 kV, line to earth 4 kV	line to line 4 kV, line to earth 6 kV
		Mechanical outline	/	Updated
2012-7-5	C	Inrush Current	50 A	60 A